



Kimm Photography

**A 6 Month Checklist for
Planning your Wedding**



A Guide on Wedding Checklists

- 01 **Welcome**
- 02 **Where do I start?**
- 03 **The 6 Month Checklist**
- 07 **Notes**
- 08 **Thank You**

Welcome



Hey Lovebirds!

It goes without saying how excited I am that you're here.

Your marriage is important.

Your marriage is unique.

Your marriage is about YOU.

I welcome the creative. The different. The bold. Bring the wild ideas, the bizarre, and the mischief. Bring all of the elements that embody you as a couple!

I want to celebrate your story in the best way I know how--through photographs.

Your photographer should have three qualities: relentless attentiveness to your needs, a creative eye, and most importantly, they should CARE about you as people! Pick someone who you want to hang out with for up to 10+ hours a day, because guess what, that's literally their job.

Luckily, I love my job. And I love my couples. This is also why I've decided to start a Guidebook Series on planning your wedding.

I have found that through the entire process of shooting your wedding--the initial phone call, timeline consults, vendor collaborations, talking you off the ledge, the act of photographing, culling, editing, and down to hand-crafting and delivering the finely packaged details of the most important day of your life--I have become exceptionally well-versed in several aspects of helping you PLAN your wedding, too.

Krista

I hope this series of guides helps you on your way to planning what will be one of the best days of your lives.

Where do I start?

Planning a wedding is overwhelming.
But I'm here to help.



1. As a general rule, there are a few vendors you want to book first in order to aid in the execution of this list:
 - Venue
 - Photographer
 - Coordinator and/or Planner



2. Establishing your **venue** is the hardest part, but once that's done, the rest will seem easier. The **photographer** is crucial in helping you with timeline and giving you vendor recommendations, and the best ones book fast. A **coordinator** and/or planner will also help with these items, as well as other logistical details.



3. By first securing the venue, photographer, and a day-of coordinator, you are setting yourself up for a far more enjoyable wedding planning experience!

6 Month

Wedding To-Do Check List

6 Months



- Create guest list _____
- Collect guest addresses _____
- Organize spreadsheet with all guest addresses _____
- Research & visit venues _____
- Establish budgetContract venue _____
- Theme & Colors _____
- Buy outfits for any wedding events _____
- Ask both sides of wedding party _____
- Research videographers _____
- Contract videographer _____
- Research bands & DJ's _____
- Contract band or DJ _____
- Take engagement photos _____
- Dress shopping _____
- Send wedding party dress color requirements _____

5 Months

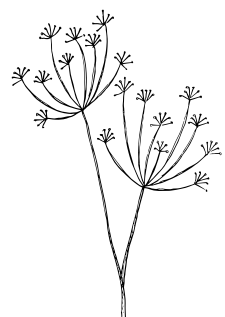
- Register for gifts _____
- Create wedding website _____
- Research caterers _____
- Research wedding coordinators _____
- Research decor/florist _____
- Research Hair/makeup _____
- Research hotels for room block _____
- Contract hotel for room block _____
- Order & mail Save the Dates _____
- Contract with wedding coordinator _____
- Schedule catering tastings _____
- Contact caterer to begin to understand details -
dessert napkins, forks, coffee included? _____
- Contract caterer & select menu _____
- Contract decor/florist _____
- Contract Hair/makeup _____

4 Months

- Confirm Officiant _____
- Schedule hair/makeup trial (bring hairpiece) _____
- Schedule boudoir photos on same day as HAMU trial _____
- Create guest book from engagement photos & order _____
- Purchase pens for signing guestbook _____
- Research wedding cake & desserts _____
- Attend 1st gown fitting _____
- Meet with wedding coordinator _____
- Meet with venue to discuss decor _____
- Identify & research rental needs - tables, chairs, etc. Contract for rental needs _____

3 Months

- Buy wedding bands _____
- Pick and order linens _____
- Check in with Bridesmaids regarding dress progress, plans, etc. _____
- Track gifts received and write thank you notes as needed _____
- Dress shopping for MOB _____
- Contract Wedding cake & desserts _____
- Apply for marriage license _____
- Continue to meet with Minister _____
- Book your honeymoon! _____
- Book venue + catering for rehearsal dinner _____
- Send final contracts to wedding coordinator _____
- Develop day of schedule so that invitations can be ordered _____
- Order tux, suits, etc. & share info w/ wedding party _____
- Order FOB tux _____
- Order formal invitations _____
- Buy accessories for couple: cufflinks, bow ties, jewelry, veil, shoes, etc. _____



2 Months

- Get advice from wedding coordinator regarding vendor tip amounts _____
- Send formal invitations _____
- Bachelor/Bachelorette Parties!! _____
- Contract shuttles/transportation and getaway car _____
- Order wedding party gifts _____
- Final gown fitting _____
- Order sparklers _____
- Identify DIY projects (place cards for dessert types, etc.) _____
- Send rehearsal dinner invites _____

1 Month

- Update guest count as RSVP's arrive _____
- Finalize timeline with wedding coordinator _____
- Send timeline to all vendors with corrections _____
- Select first dance song _____
- Father daughter dance song _____
- Mother son dance song _____
- Pick reception music _____
- Pick ceremony music _____
- Follow up with band/DJ to understand mic for the ceremony, etc. _____
- Select photos for rehearsal dinner video _____
- Create video for rehearsal dinner _____
- Final fitting _____
- Check in with hotel to understand # of rooms for welcome gift bags _____
- Order wedding insurance policy _____
- Get hair trim _____
- Layout for ceremony, cocktail hour, and reception (use of tables, locations, etc.) _____
- Seating chart for reception _____
- Create menu card for place settings _____
- Meet with all vendors together for walk through _____
- Finalize table/centerpiece count with floral/decor _____
- Place liquor order _____
- Complete all DIY projects _____
- Write FOB thank you speech for reception _____

Week Of

- Send list of family photos to photographer _____
- Share weekend schedule again with wedding coordinator to tweak _____
- Communicate important schedule details with wedding party _____
- Continue to update guest count as RSVP's arrive _____
- Confirmation call - Set up details and adjustments at the hotel _____
- Buy items for gift bags _____
- Assemble hotel bags _____
- Add last minute items to hotel bags _____
- Pre-order lunch for bridesmaids & groomsmen _____
- Purchase food for day and pack up _____
- Last minute adjustments to timeline _____
- Firm up dog sitter _____
- Mani/pedi _____
- Pick up Father of the bride tux _____
- Write vows _____
- Determine food to bring for day _____
- Final payment to Floral/decor _____
- Final payment to Videographer _____
- Final payment to band/DJ _____
- Final payment to Hair/Makeup _____
- Write any other final payment checks _____
- Organize vendor tips into envelopes to present on wedding day _____

Day Before

- Bring marriage license to rehearsal for officiant _____
- Deliver welcome bags to hotels _____
- Final payment checks and tips to wedding planner to disperse on wedding day _____
- Pick up FOB suit and shoes _____

Day-Of

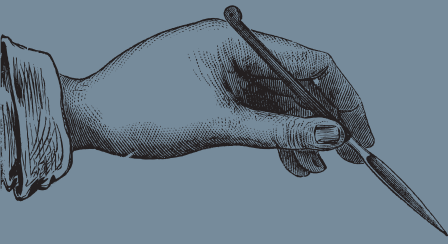
No matter what happens--good or bad--this day is about you coming together as a couple. Enjoy this time. Soak in every second.



Notes



Thank You



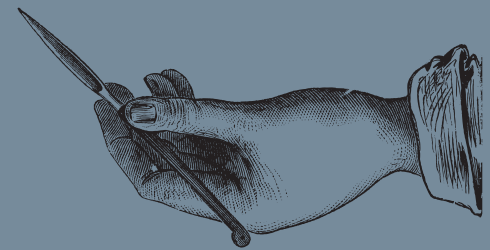
My goal has always been, and always will be, supporting my couples in any way I can.

THANK YOU for supporting me in this way by purchasing one of my guides. I truly hope you found it invaluable. If you'd like to leave feedback about the guide, I would appreciate it greatly.

You can email me or click on this [link](#).

You can also find even more helpful resources for both couples and business owners here, as well as my extremely detailed full Wedding Guidebook.

KMM
Photography



www.kmmphotographyllc.com



www.facebook.com/k.m.miller.photography



[@kmm__photography](https://www.instagram.com/kmm__photography)



404.771.9535



kristamiller8993@gmail.com



2021, 2022, 2023 Krista Miller
All Rights Reserved

Krista Miller / KMM Photography LLC will not be held legally or morally responsible for the information in this document. The information provided on this document does not, and is not intended to, constitute legal advice; instead, all information, content, and materials available on this document are for general informational purposes only. Information on this document may not constitute the most up-to-date legal or other information.